



KING AIR INTERIOR UPGRADES

PRODUCT CATALOG

ARM LEDGE TABLE SYSTEM

APPLICABLE MODELS

90 - 200

STC NUMBER

SA1638WI

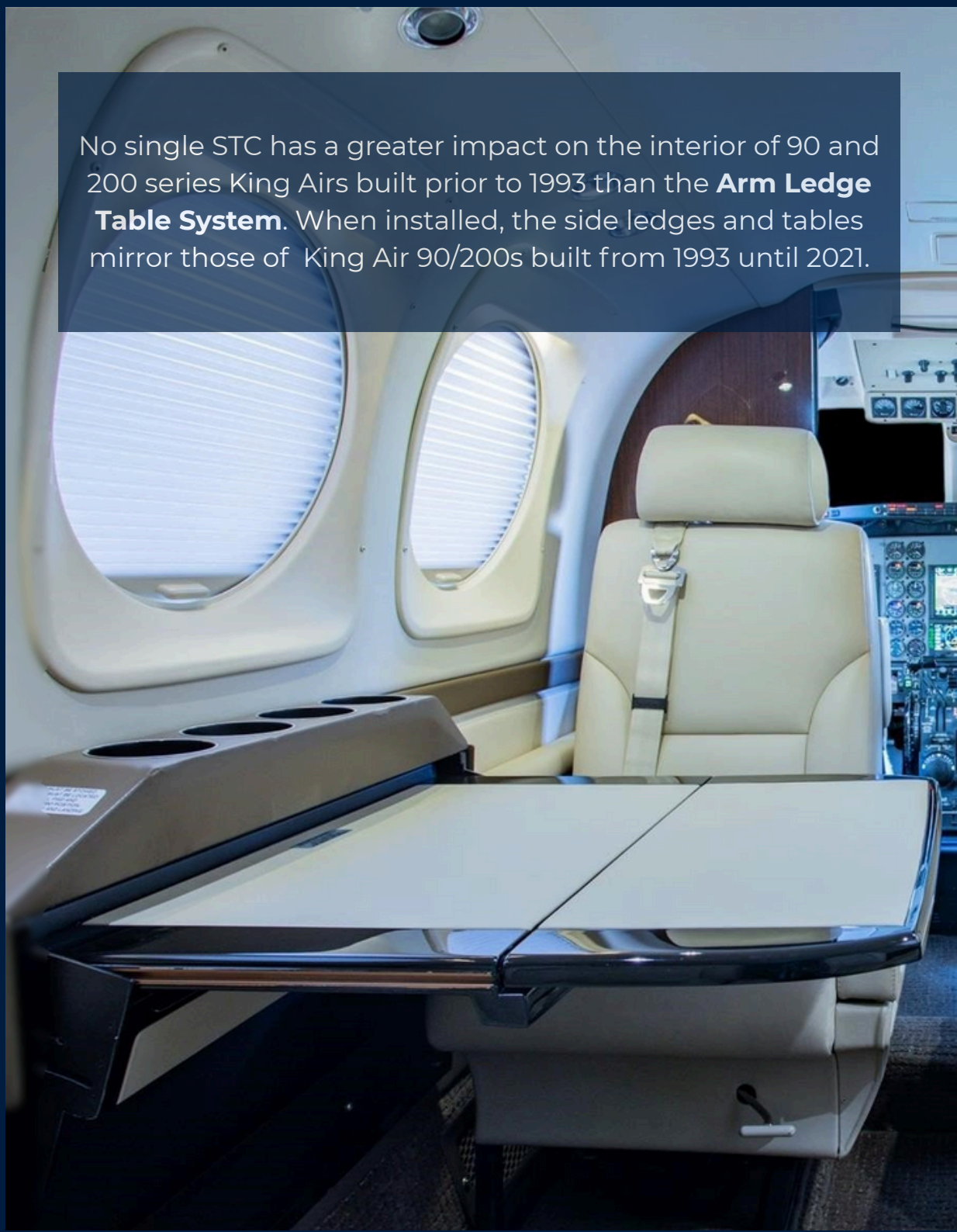
INSTALLATION TIME

80-100 HOURS

WEBPAGE



No single STC has a greater impact on the interior of 90 and 200 series King Airs built prior to 1993 than the **Arm Ledge Table System**. When installed, the side ledges and tables mirror those of King Air 90/200s built from 1993 until 2021.



ROYAL SIDE LEDGE KIT

APPLICABLE MODELS

200 - 300

STC NUMBER

SA01101DE

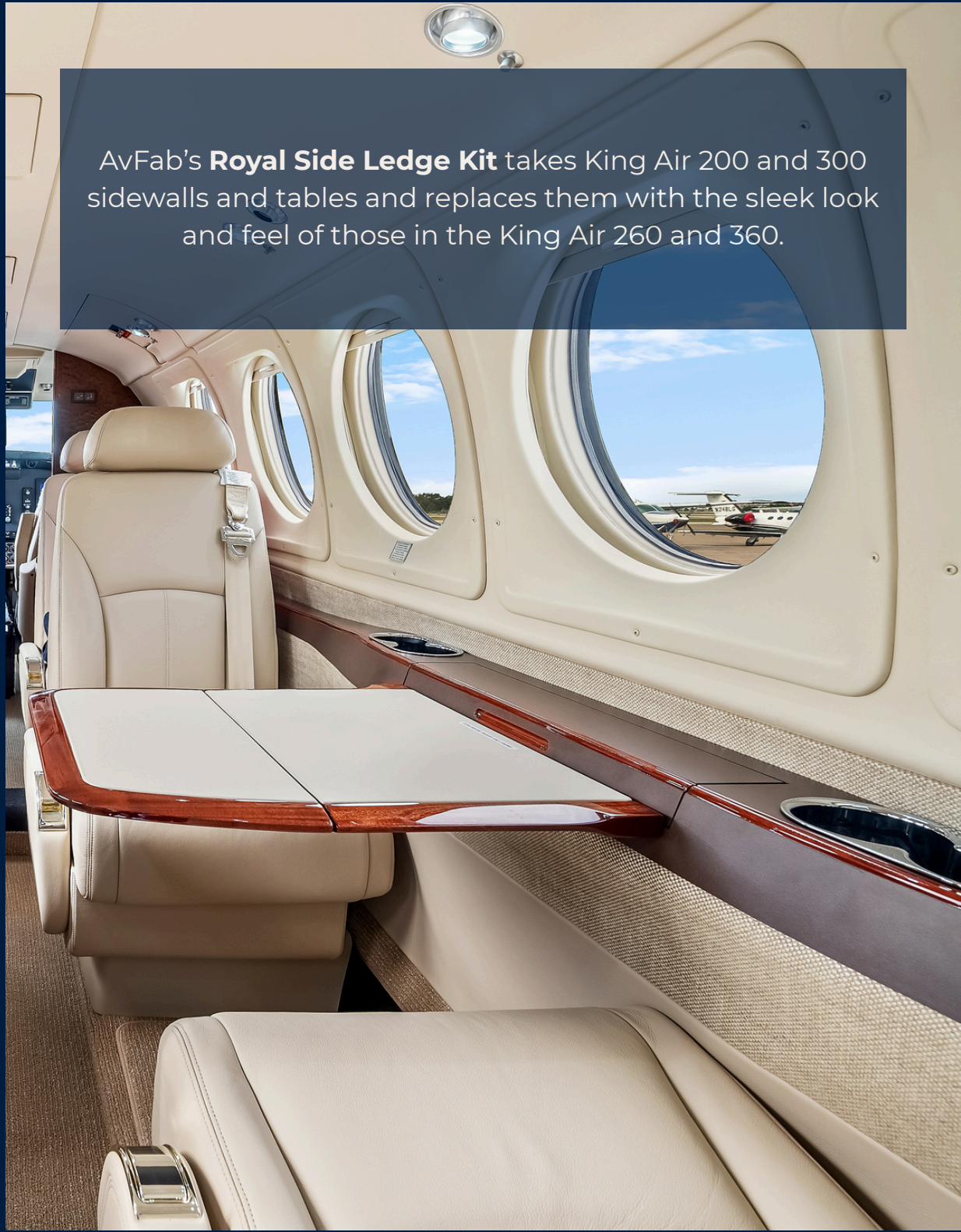
INSTALLATION TIME

140-160 HOURS

WEBPAGE



AvFab's **Royal Side Ledge Kit** takes King Air 200 and 300 sidewalls and tables and replaces them with the sleek look and feel of those in the King Air 260 and 360.



REGAL PLEATED WINDOW SHADES

APPLICABLE MODELS

90 - 300

STC NUMBER

SA01672W1

INSTALLATION TIME

3 HOURS / SHADE

WEBPAGE




The permanent solution to polarizers, **AvFab's Regal Pleated Window Shades** give your King Air windows the look of factory new King Air 260/360 King Airs.



REGAL PLEATED WINDOW SHADES

"A MOVE TO
AVFAB'S REGAL
PLEATED WINDOW
SHADES IS A
LONG-TERM
SOLUTION THAT
GIVES YOUR KING
AIR WINDOWS THE
LOOK OF THE
BRAND-NEW KING
AIR 260 AND
360."

-TEXTRON
AVIATION



In the event window shade material becomes damaged, it can be replaced in under one minute. With almost 4,000 units installed, these window shades are a proven concept. Available for the King Air 90/200/300.



CROWN HEADLINER

APPLICABLE MODELS

B300

STC NUMBER

SA01101DE

INSTALLATION TIME

80 HOURS

WEBPAGE



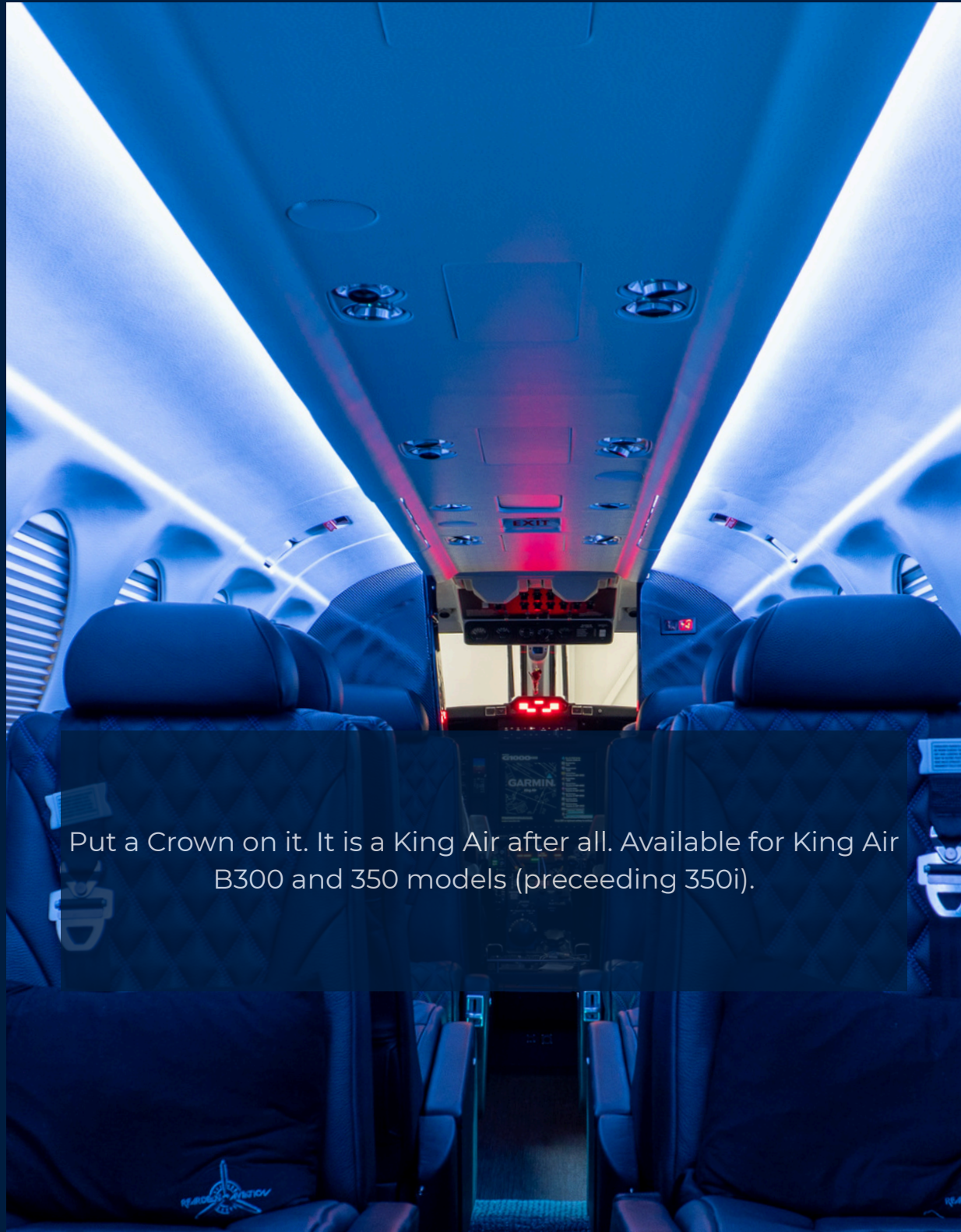
CROWN HEADLINER

"STUNNING"

- KEVIN CARSON,
KING AIR
ACADEMY

"VERY NICE,
AVFAB. LOOKS
GREAT!"

- TOM
CLEMENTS,
AUTHOR, THE
KING AIR BIBLE



Put a Crown on it. It is a King Air after all. Available for King Air B300 and 350 models (preceeding 350i).



DIVANS

APPLICABLE MODELS

90 - 300

STC NUMBER

SA4157SW

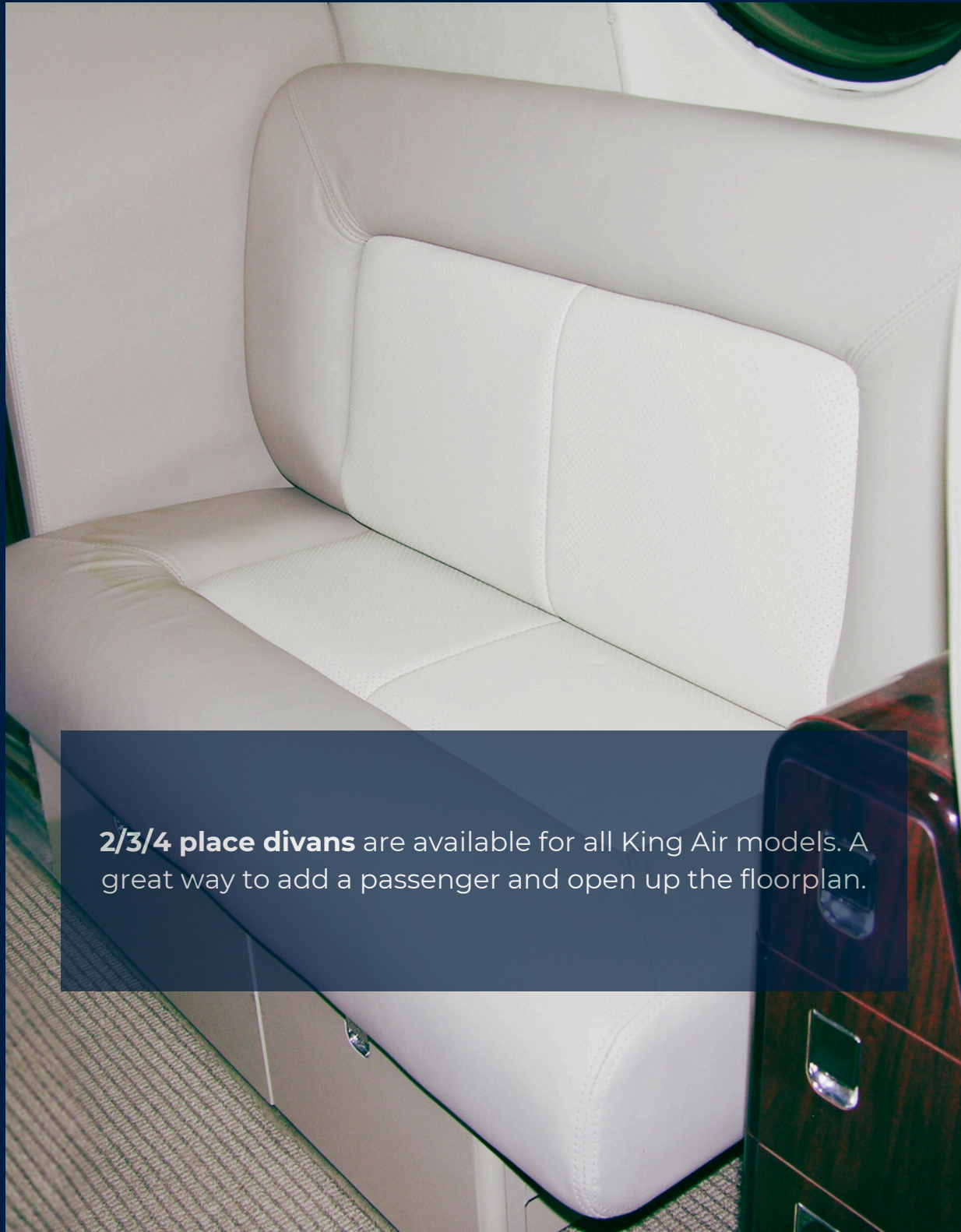
INSTALLATION TIME

8 HOURS

WEBPAGE



2/3/4 place divans are available for all King Air models. A great way to add a passenger and open up the floorplan.



JUMP SEATS

APPLICABLE MODELS

90 - 300

STC NUMBER

SA00635WI

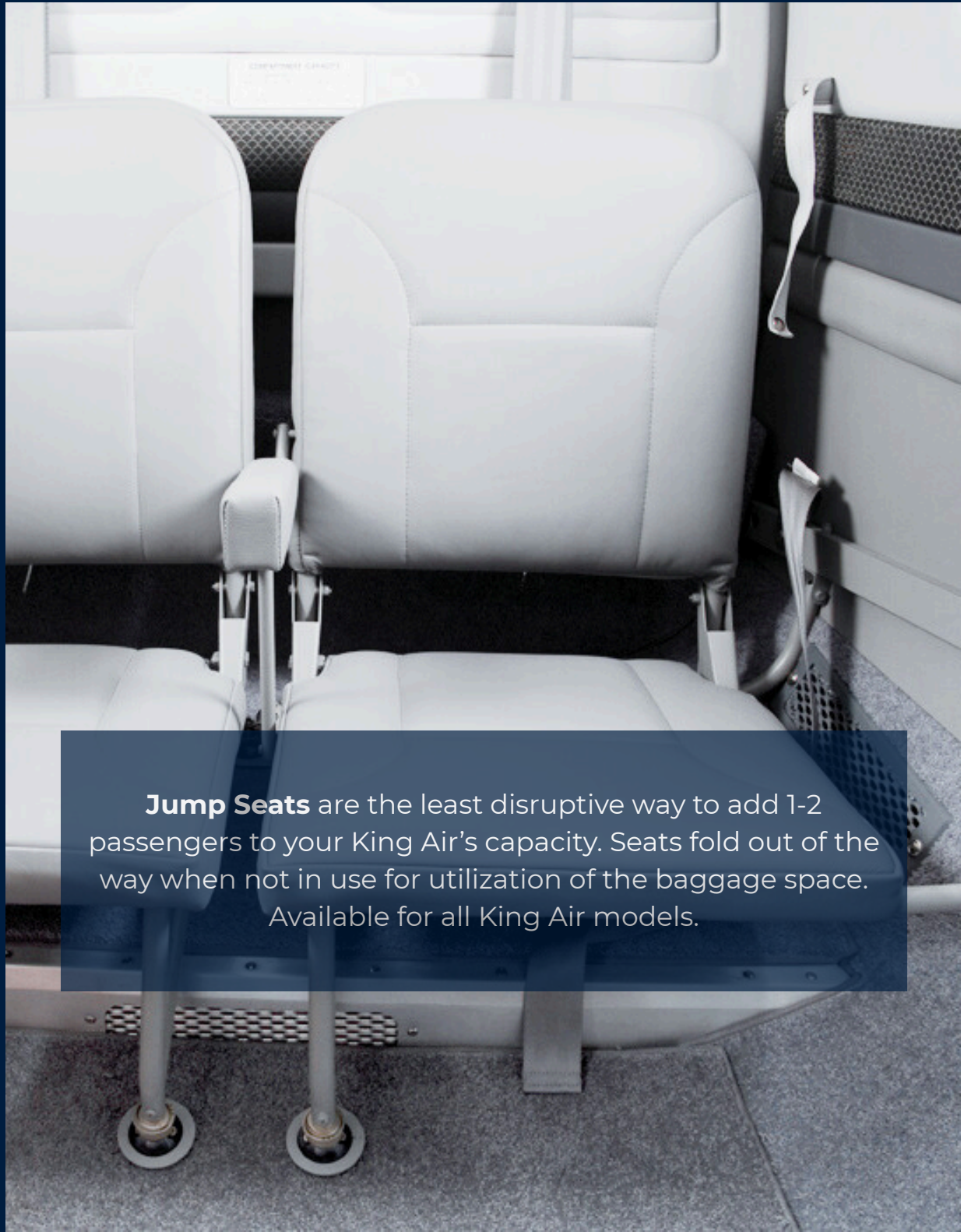
INSTALLATION TIME

80-100 HOURS

WEBPAGE



Jump Seats are the least disruptive way to add 1-2 passengers to your King Air's capacity. Seats fold out of the way when not in use for utilization of the baggage space. Available for all King Air models.



LATERAL TRACKING SEAT BASE

APPLICABLE MODELS

90 - 200

STC NUMBER

SA00453WI

INSTALLATION TIME

1 HOUR

WEBPAGE



With AvFab's **Lateral Tracking Seat Base**, King Air's with OEM seats built prior to 1993 can be modified to allow for laterally tracking to increase passenger headroom and allow for recline in certain positions.



CLEARVIEW HEADREST

APPLICABLE MODELS

90 - 300

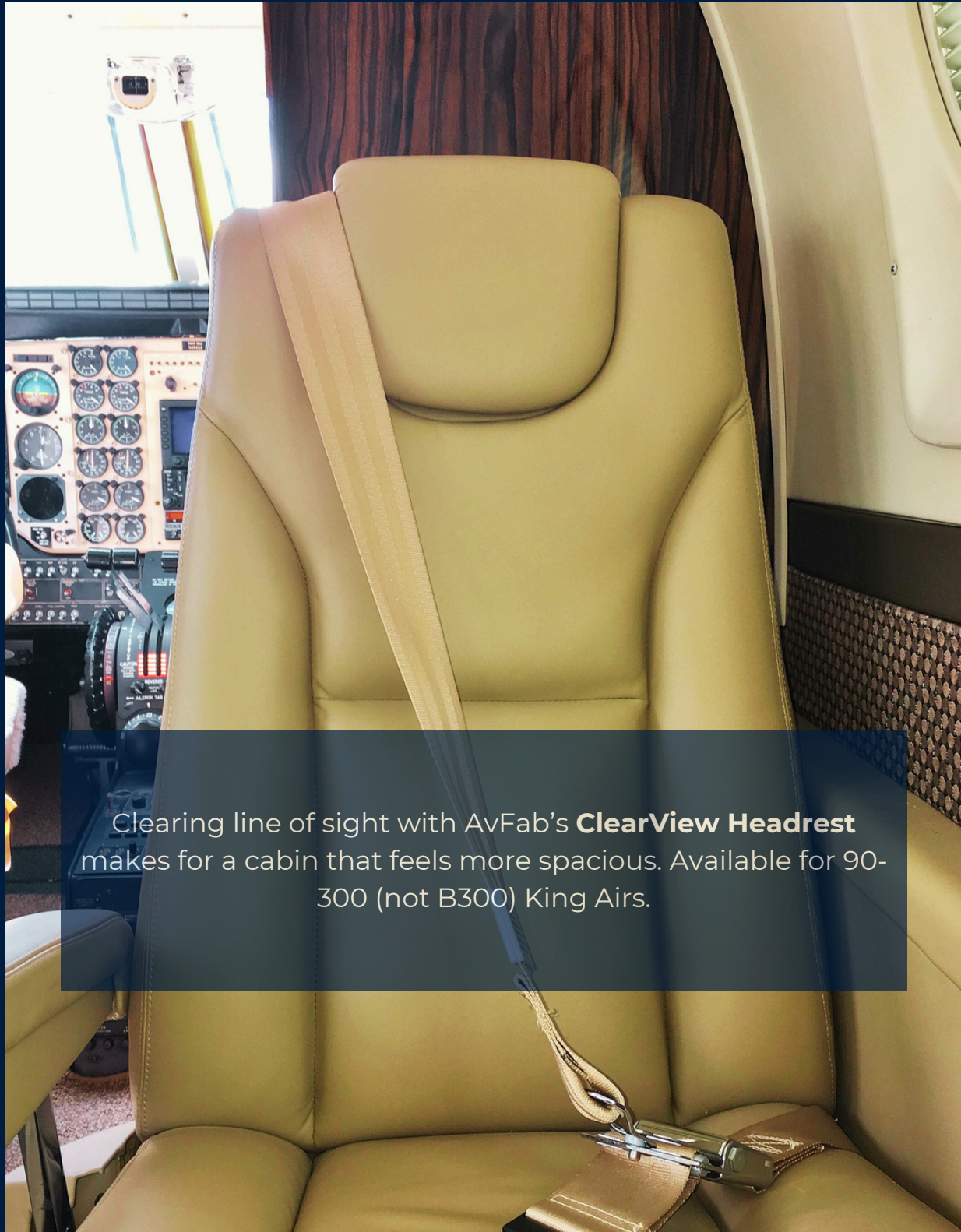
STC NUMBER

SA01576W1

INSTALLATION TIME

1 HOUR

WEBPAGE



Clearing line of sight with AvFab's **ClearView Headrest** makes for a cabin that feels more spacious. Available for 90-300 (not B300) King Airs.



GIVE YOUR KING AIR THE ROYAL
TREATMENT.



AVIATION FABRICATORS
805 N. FOURTH ST.
CLINTON, MO 64735
660.885.8317

WWW.AVFAB.COM